





Percent selector for NOVOMATIC games BLACK series v5.01

1. Mode 60% shows, as 94,62%, mode 70% - 94,71%.



Percent selector works with next versions:

G1 5.6-0, 5.6-12
G4 5.6-0, 5.6-5, 5.6-13
G6 5.6-12
G10 5.6-12
G11 5.6-0, 5.6-12
G16 5.6-5, 5.6-12
G17 5.6-0
G18 5.6-5, 5.6-12
G19 5.6-12
G21 5.6-5, 5.6-12
G22 5.6-5, 5.6-12
G23 5.6-5, 5.6-12
G29 5.6-8, 5.6-12
G30 5.6-12
G31 5.6-10, 5.6-12

2. Photo of the selector:




3. How to set modes:




4. Installing the selector.

1. Turn OFF the cabinet and put the Jumper ON into J1.



2. Install selector into the BDM connector on the motherboard.



3. Turn ON the cabinet.

4. Enter the "Diagnostic" menu, after turning off attendant Key the program will restart and set percentage on the main program.

Note:

If after installing the percent selector in 60-70% mode the program does not work (before installing the device it worked, and with it will not start) - watch carefully the list of supported versions of mix, or in the SIM-programmed flash is not an original program code!